

Health Care Monitoring System for Paralysis Patient

Mrs. X. Ignatius Selvarani¹, M. Abdul Ajis², M. Ahamed Adhil³, Soorya R⁴

^{1,2,3,4} Department of Computer Science and Engineering

Kamaraj College of Engineering and Technology, Virudhunagar, Tamilnadu, India

ARTICLE INFO

Article history:

Received 19 Mar 2024
Accepted 21 Feb 2024
Available online 25 Feb 2024

Keywords:

*Arduino,
Paralyzed Patients,
Internet of Things (IoT),
Accelerometer,
SMS Notification.*

ABSTRACT

Falls pose significant risks for elderly and physically challenged individuals, presenting a prominent concern in public health care. Detecting falls remains a crucial challenge within this domain. This study proposes a Health Care Monitoring System for detecting falls and monitoring pulse rates among paralyzed patients using Internet of Things (IoT) technology. IoT facilitates the interconnection of various smart devices, a concept with widespread applicability. Specifically, an Arduino-based IoT device has been developed to detect falls, primarily targeting elderly individuals living alone. Prompt assistance is vital in such scenarios to prevent further harm, as falls often result in serious injuries and may leave individuals unable to seek help. The primary objective of this project is to implement fall detection on an Arduino-based device, utilizing an accelerometer to sense the person's position along three axes. Upon fall detection, the device automatically notifies a designated caretaker through both a phone call and SMS alert.

© 2024 International Journal of Advanced Research in Science and Technology (IJARST).

All rights reserved.

I. INTRODUCTION

This study presents an accessible IoT-based fall detection device tailored for elderly and physically challenged individuals. Monitoring the health and safety of such individuals is imperative due to their susceptibility to falls, often exacerbated by weakness and frail joints. Detecting falls promptly is crucial for timely assistance, particularly for those confined to wheelchairs. To address this need, we propose a fall detection system leveraging IoT and Arduino technology. The system employs an accelerometer sensor to detect movement, with a specific focus on wheelchair users. We've developed a threshold-based system that monitors angle parameters, detecting changes indicative of a fall. By utilizing an Arduino UNO and an ADXL335 accelerometer, the system tracks angle variations along axes, ensuring accurate fall detection. Given the heightened vulnerability of elderly individuals, prompt assistance is critical to mitigate potential injuries, as they may be unable to vocalize distress. Our solution provides a portable, versatile device that can be easily installed in various settings, including wheelchairs and beds. Implementing healthcare monitoring systems for paralyzed patients involves navigating numerous challenges, encompassing sensor reliability, data security, connectivity, interoperability, power management, user-friendliness, patient comfort, education, psychological impact, and cost considerations. Addressing these challenges necessitates rigorous testing, prioritizing data security, adhering to open standards, adopting user-centric design principles, providing comprehensive education, offering cost-effective solutions, and potentially implementing subsidy programs. By

surmounting these obstacles, these systems have the potential to empower paralyzed patients, enhance health outcomes, and improve overall quality of life.

In navigating the complexities inherent in system design and implementation, simplification and modularization strategies are employed to streamline processes, enhance performance, and minimize errors. Critical considerations include assessing the availability and suitability of requisite technologies, gauging the firm's proficiency with said technologies, and delineating system requirements in terms of inputs, processes, outputs, fields, programs, and procedures. Cost-effectiveness is paramount, with the proposed system's benefits needing to outweigh associated costs to justify implementation. Furthermore, in today's fast-paced digital landscape, the project's alignment with the demand for online social networking facilities enhances its economic feasibility and societal relevance.

II. LITERATURE REVIEW

"IoT-Enabled Real-Time Health Monitoring System for Paralyzed Patients" by Sangeethalakshmi et al. (2022) This study presents an IoT-enabled real-time health monitoring system tailored for paralyzed patients. Utilizing wearable sensors, the system continuously tracks vital signs and transmits data to a cloud server via Wi-Fi. Advanced machine learning algorithms analyze this data to detect anomalies, triggering alerts to caregivers when necessary.

"Revolutionizing Paralysis Patient Care through an IoT-Enabled Healthcare Ecosystem" by Kumar et al. (2021) This research introduces an IoT-enabled healthcare

ecosystem designed to revolutionize paralysis patient care. Comprising various IoT devices such as wearable sensors and smart beds, the ecosystem collects data on vital signs, posture, and activity levels. This data is then transmitted to a cloud server for analysis, facilitating personalized care for patients.

"IoT-Based Healthcare Monitoring System for Paraplegic Patients" by Srikanth et al. (2020) This paper proposes an IoT-based healthcare monitoring system specifically tailored for paraplegic patients. Through a network of sensors, including those monitoring heart rate, blood pressure, and respiratory rate, the system ensures continuous health monitoring. Data is securely transmitted to a cloud server for remote access by caregivers.

"IoT-Driven Approach in Paralysis Patient Healthcare System" by Jadhav et al. (2019) This study advocates for an IoT-driven approach to paralysis patient healthcare, leveraging a network of sensors to monitor vital signs and activity levels. Data analysis through machine learning algorithms enables personalized care and timely alerts to caregivers in emergency situations.

"IoT-Based Solution for Paraplegic Individuals to Communicate with Physicians via Internet" by Jadhav et al. (2018) This paper proposes an IoT-based solution empowering paraplegic individuals to communicate with physicians via the internet. Through wearable devices equipped with motion sensors, data on movements is collected and analyzed to generate signals for physician communication, enhancing patient autonomy and healthcare accessibility.

"Assisting Paralyzed Patients using Flex Sensor" by Lakshmi et al. (2020) This study introduces a system utilizing flex sensors to assist paralyzed patients. Flex sensors attached to fingers measure flexion, enabling control of devices such as wheelchairs through servo motors. Additionally, a voice recognition module allows patients to interact with the system using voice commands.

"IoT-Based Paralysis Patient Healthcare Monitoring and Assistance" by P. Anusha, V. Viancy, and J. Avinash Wilson (2020) This research proposes an IoT-based system for paralysis patient healthcare monitoring and assistance. Through sensors capturing vital signs and activity levels, data is transmitted to a cloud server for analysis. Insights derived from this analysis inform personalized care and facilitate communication between patients and caregivers.

"IoT-Based Monitoring System for Paralyzed Patients using Arduino and Raspberry Pi" by Sharma et al. (2018) This paper presents an IoT-based monitoring system utilizing Arduino and Raspberry Pi for paralyzed patients. Sensors track vital signs, with data transmitted to Raspberry Pi for analysis and alert generation. A voice recognition module enhances patient interaction with the system.

"Design and Implementation of an IoT-Based Smart Healthcare Monitoring System for Paraplegic Patients" by Kumar et al. (2017) This study proposes an IoT-based

smart healthcare monitoring system tailored for paraplegic patients. Sensors capture vital signs and environmental factors, with data transmitted to a cloud server for analysis. Insights derived from analysis inform personalized care and enable communication between patients and caregivers.

"IoT-Based Healthcare Monitoring System for Paraplegic Patients: A Review" by Srikanth et al. (2022) This paper offers a comprehensive review of IoT-based healthcare monitoring systems for paraplegic patients. Discussing components, benefits, and challenges, it concludes that such systems hold promise for improving patient quality of life by offering continuous monitoring and fostering independence.

III.METHODOLOGY

In this setup, a transformer is utilized to step down the 230V AC input to 12/5V AC output. A bridge rectifier circuit then converts the 12V AC to 5V DC. To smooth out the pulsating DC signal, a capacitor acts as a filter to obtain pure DC. The voltage regulator IC7805 ensures a constant supply of 5V DC. An LED in the rectifier circuit serves as a supply indicator.

A relay is connected to both Arduino and NodeMCU, with the controller's TX routed to the common pin. In the normally closed (NC) condition, accelerometer values are updated in the NodeMCU. Upon detecting a fall, the relay is activated, signaling through the GSM module. An LCD (16x2) displays the system's operation, showing accelerometer and GSM module data.

To address the specific needs and challenges of paralysis patients, a comprehensive approach is recommended:

1. Conduct interviews with healthcare professionals, caregivers, and patients to understand their monitoring system requirements thoroughly.
2. Document functional requirements, including monitoring parameters, user interface specifications, and data management capabilities.
3. Evaluate available technologies such as wearable sensors, IoT devices, and mobile applications, considering factors like accuracy, comfort, battery life, and compatibility.
4. Select appropriate sensors and devices based on the target population's needs and preferences.
5. Choose a suitable platform for data storage, processing, and analysis, ensuring scalability and security.
6. Integrate the monitoring system with electronic health record (EHR) systems, telemedicine platforms, and other healthcare IT systems to facilitate seamless data exchange and collaborative care.
7. Implement standard interfaces and protocols like HL7 and FHIR to ensure interoperability with third-party systems and promote informed decision-making.

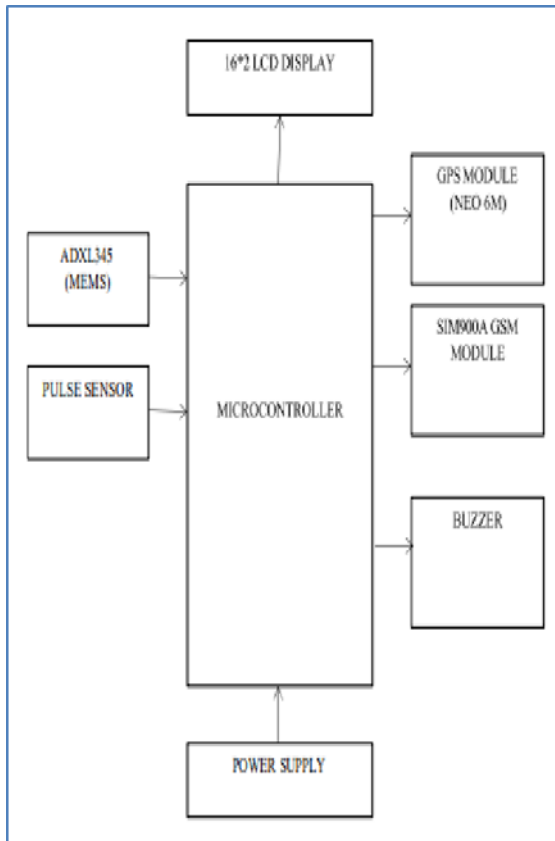


Figure 1: Architecture of Proposed Methodology

Power supply units serve the fundamental purpose of transforming electrical energy from one form to another, facilitating the operation of various electronic devices and systems.



Figure 2: Power Supply

The microcontroller is employed to execute serial operations based on the programmed instructions, with the output retrieved from one of its four ports.




Figure 3: Micro Controller Arduni Uno

Liquid Crystal Displays (LCDs) offer the capability to showcase customizable images, including preset words, digits, and 7-segment displays commonly seen in digital clocks. While they share fundamental technology with other displays, LCDs distinguish themselves by utilizing numerous pixels to compose intricate images, unlike displays with larger elements.



Figure 4: LCD Display

ADXL345 Accelerometer Sensors: The ADXL345 accelerometer is a three-axis sensor designed to precisely measure the movement dynamics of individuals.




Figure 5: ADXL 345 Sensors

Liquid Crystal Display (LCD): LCD, which stands for Liquid Crystal Display, has gained widespread adoption, supplanting LEDs (such as seven-segment LEDs or other multi-segment LEDs) due to several key advantages:

1. Decreasing costs of LCDs over time.
2. Enhanced versatility in displaying numbers, characters, and graphics, compared to LEDs, which are typically limited to displaying numbers and select characters.
3. Integration of a refreshing controller within the LCD, thus offloading the CPU from the burden of refreshing the display, in contrast to LEDs which require CPU intervention for continual data display.
4. Simplified programming for character and graphic rendering.

These components are specialized for interfacing with microcontrollers, as they cannot be directly activated by standard IC circuits. A commonly used model, based on

the HD44780 microcontroller by Hitachi, features a two-line display with 16 characters per line. This LCD can exhibit alphabets, Greek letters, punctuation marks, mathematical symbols, and even user-defined symbols. Additional features include automatic shifting of messages (left and right), cursor appearance, backlighting, among others.

The LCD screen typically comprises two lines with 16 characters each, with each character composed of a 5x7 dot matrix. Contrast on the display hinges on the power supply voltage and whether messages are displayed in one or two lines. A variable voltage ranging from 0 to V_{dd} is typically applied to the V_{ee} pin, often adjusted using a trimmer potentiometer. Some LCD versions incorporate built-in backlighting (e.g., blue or green diodes), requiring a current-limiting resistor for safe operation.

LCD Basic Commands: All data transmitted to the LCD through outputs D0-D7 is interpreted as either commands or data, depending on the logic state of the RS pin: When RS = 1, bits D0-D7 represent addresses of characters to display, with the built-in processor referencing a character map to display the corresponding symbols. The display position is determined by the DDRAM address, either predefined or automatically incremented based on previous character transfers.

Power Supply: In this project, the power supply options include +5V and -5V, typically +5V being sufficient for the entire circuit. An additional -5V supply may be utilized for specific components, such as the OP amp circuit. The transformer's primary side receives 230V AC voltage at 50Hz, which is then stepped down to 12V AC at 50Hz on the secondary winding. This voltage is rectified using two full-wave rectifiers, followed by filtration to eliminate unwanted AC signals. The filtered output is then regulated using an LM7805 regulator to provide a stable +5V supply.

IV. EXPERIMENTAL RESULTS AND DISCUSSION

Evaluate the monitoring system's accuracy and reliability in capturing paralysis-related parameters, including muscle activity, range of motion, and vital signs. Assess the system's capability to detect and promptly alert caregivers and healthcare providers about critical events or deviations from normal patterns. Measure the system's uptime, data transmission reliability, and responsiveness to user inputs.

User Satisfaction and Usability:

- Analyze feedback from patients, caregivers, and healthcare professionals to gauge satisfaction with the monitoring system.
- Identify usability issues, pain points, and areas for improvement in the user interface to enhance overall user experience and engagement.
- Explore user preferences and suggestions for additional features or functionality that could enhance the system's value.

Clinical Outcomes and Impact:

- Evaluate the impact of the monitoring system on

patient outcomes, including quality of life, symptom management, and adherence to treatment regimens.

- Assess the system's role in facilitating early intervention, reducing hospital readmissions, and enhancing overall healthcare delivery for paralysis patients.
- Measure the effectiveness of the monitoring system in empowering patients to actively participate in their care and self-management strategies

Caregiver Support and Burden Reduction:

- Investigate the impact of the system on caregiver burden, stress levels, and quality of life by automating monitoring tasks and providing timely alerts and support.
- Explore caregivers' perceptions of the system's usefulness, ease of use, and its ability to enhance their capacity to provide care and support for paralysis patients.

Interdisciplinary Collaboration and Communication:

- Assess the effectiveness of the monitoring system in promoting interdisciplinary collaboration and communication among healthcare teams, caregivers, and patients.
- Identify challenges and barriers to communication and information sharing within the healthcare ecosystem and explore strategies for improvement.

Cost-effectiveness and Resource Utilization:

- Analyze the cost-effectiveness of implementing the monitoring system compared to traditional care delivery models.
- Evaluate resource utilization, including healthcare provider time and equipment costs, and quantify potential savings associated with early intervention and prevention of complications.

Regulatory Compliance and Risk Management:

- Review compliance with regulatory requirements and certification standards for medical devices and healthcare software.
- Identify areas of non-compliance or potential risks to patient safety and data security and develop strategies for mitigation.

EXPERIMENTAL SETUP

Software testing is an important element of software quality assurance and represents the ultimate review of specification, design and coding. It increasing visibility of software as a system element and the costs associates with a software failure are motivating forces for all well planned through testing. The system is tested with giving wrong information.




Figure 6: Project experiment setup

RESULT:

The important task of this system lies in the capability of producing high quality output and reports. Computer output is the most important and direct source of information to the user. The result design contains all required information and well formatted for the better visualization and avoid the complexity in displaying the data this system was developed by keeping in mind and proper output is displayed for the users accurately. In this project the output is the reassembled file that was received by the user at the destination and the messages found in the client's inbox.

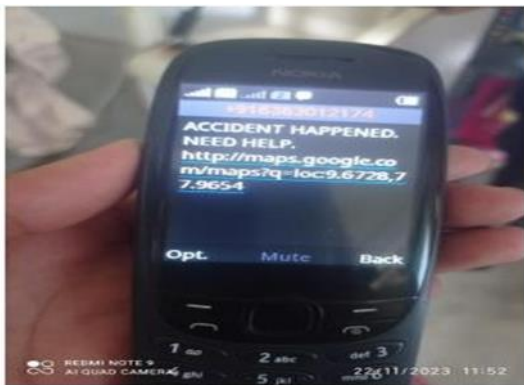


Figure 7: Sending Notification to the Mobile

CONCLUSION

In summary, the device exhibits promising capabilities in detecting falls and signaling for necessary assistance. However, there is a need for further refinement and customization to align with individual requirements. Implementing threshold algorithms can enhance the device's accuracy and resilience. Additionally, considerations for various medical conditions of the user must be integrated into the device's design. Ongoing research endeavors are exploring optimal methods for fall detection and prevention, with the sensors highlighted in this paper offering a foundational approach that can be augmented for improved system performance.

Furthermore, the utilization of solar panels as an alternative power source presents an opportunity to enhance sustainability while providing additional protection from environmental elements such as rain and sun exposure.

The healthcare monitoring system designed for paralysis patients represents a pivotal step towards personalized, proactive, and patient-centric care. Through the fusion of technology, data-driven insights, and interdisciplinary collaboration, we can empower individuals living with paralysis to lead more fulfilling lives, bolster caregiver support, and revolutionize the landscape of healthcare delivery for this population. Integrating the real-time identification model with software applications such as social media, mobile apps, or desktop systems will empower users to access assistance seamlessly. By harnessing artificial intelligence (AI) and machine learning algorithms, the monitoring system can advance its predictive capabilities, facilitating early detection of complications, forecasting disease progression, and customizing treatment approaches based on individual patient profiles. Furthermore, incorporating telemedicine functionalities into the system can enable remote consultations, virtual visits, and tele-rehabilitation services, thereby broadening access to care for paralysis patients in underserved areas and fostering improved care coordination across healthcare settings. Efforts to seamlessly integrate with telehealth platforms and remote monitoring devices will further facilitate real-time data sharing, communication, and collaboration among patients, caregivers, and healthcare providers.

REFERENCES

- [1] Pandurang N. Kathar, Prof. D.L.Bhuyar, "Design and Implementation of Driver Drowsiness and Alcohol Intoxication Detection Using Raspberry PI" In International Journal of Innovative Research in Computer and Communication Engineering (An ISO 3297: 2007 Certified Organization) Vol. 4, Issue 8, August 2016 ,pp.14617-14625.
- [2] Supraja, Bhanu Sri, Mary Posonia, "DRUNK AND DRIVE DETECTION USING IOT", In International Journal of Pure and Applied Mathematics Volume 118 No. 20, 2018, pp. 4304-4306.
- [3] Anil Kumar Patnik, Mondi KVS Manichandu, J.S.S. Keerthi Students, G. Satish, Y. Chanukya, "Drunk and Drive Detection with Ignition Lock Using Raspberry PI", In International Journal and Magazine of engineering, Technology, Management and Research ISSN No.:2348- 4845 Volume No:6 (2019), Issue No: 4 (April) pp. 1-4.
- [4] Fathima Jabeen A, Dr. B. Ramamurthy, N. Anju Latha, "Development and implementation using Arduino and Raspberry Pi based Ignition control system", In Advances in Computational Sciences and Technology ISSN 0973-6107 Volume 10, Number 7 (2017) pp. 1989-2004.
- [5] Akalya Chellappa, Mandi Sushmanth Reddy, R. Ezhilarasie, S. Kanimozhi Suguna, A. Umamakeswari "Fatigue Detection Using Raspberry Pi 3" In International Journal of Engineering & Technology, 7 (2.24) (2018) pp. 29-32
- [6] Nagalaskhmi T S, Nirmala L, Akash Soragaon

“Raspberry Pi based Embedded System for Vehicle Automation over Internet” In International Journal of Advanced Research in Computer and Communication Engineering ISO 3297:2007 Certified, Vol. 5, Issue 12, December 2016 pp. 255-259

[7] Megha. A, Kavya. S, Akshatha. C. Tilagar, Divya. D. V, Prof. Vanishree Abhay “Implementation of Driver Drowsiness and other Features using Arduino and Raspberry PI, In International Journal for Scientific Research & Development Vol. 7, Issue 03, 2019 ISSN (online): 2321-0613 pp. 637-643.

[8] Mariani, B., Hoskovec, C., Rocha, A. P., & Perez, J. M. (2017). Mobile health technology and home hospice care: promise and pitfalls. *American Journal of Hospice and Palliative Medicine*, 34(8), 752-757.

[9] Herrero, P., Jauk, S., Maier, M., & Dietz, V. (2018). Task- dependent modulation of cervical interneuron networks during goal-directed arm movements. *Frontiers in Human Neuroscience*, 12, 75.

[10] Churilov, I., & Kroger, H. (2019). Telemedicine in neurology: current and future aspects. *Journal of Neurology*, 266(8), 1947-1955.

[11] Dobkin, B. H., Dorsch, A., & Newell, K. M. (2021). Optimizing Recovery of Function After Stroke. *New England Journal of Medicine*, 384(6), 567-579.

[12] Zondervan, D. K., Augsburger, T. M., Proffitt, R., & Louie, E. L. (2021). Upper Limb Wearable Technology in Rehabilitation: A Scoping Review. *Frontiers in Rehabilitation Sciences*, 2, 733793.

[13] Deshmukh, A., Dong, F., McHenry, M., Stewart, J., & Jayaraman, A. (2022). Wearable Sensors for Remote Health Monitoring in Stroke Rehabilitation: A Systematic Review. *IEEE Reviews in Biomedical Engineering*, 15, 287-302.